



UNICO® SMART

Italian design by:

KING & MIRANDA DESIGN
Design e architettura

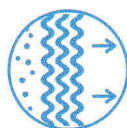


Up to 2,7 kW capacity. Designed for the air-conditioning of large spaces.



HEAT PUMP

Heat pump air conditioner. Thanks to this feature you can replace or support traditional heating in intermediate seasons (only in HP version).



PURE SYSTEM 2

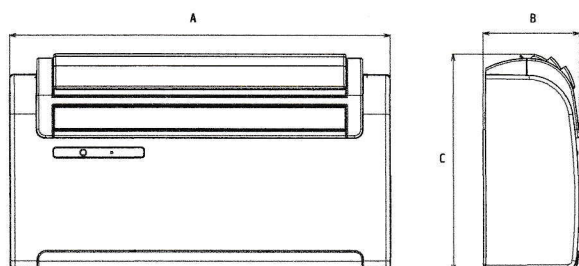
A multi-filtering system which combines an electrostatic filter (which eliminates small particles such as smoke, dust, pollen and pet hair, helping to prevent the insurgence of allergic reactions) with an activated carbon filter (which eliminates bad odors and inactivates any harmful gas).

FEATURES

- Two capacity versions: 2,3 kW - 2,7 kW
- Available in versions: SF (Cooling only) - HP (Heat Pump)
- Double class **A**
- Refrigerant gas R410A*
- Installation versatility: top or bottom wall
- Easy installation: Unico can be installed from the inside in a few minutes
- Wireless wall control (Optional)
- Multifunction remote control
- 24 hour Timer

















FUNCTIONS

- Fan only mode
- Dehumidification only mode
- Auto mode: changes parameters depending on ambient temperature.
- Sleep mode: gradually increases the temperature set and ensures reduced noise for greater wellbeing at night.



UNICO SMART			
A	B	C	Weight
902 mm	230 mm	516 mm	40 kg

* Hermetically sealed equipment containing fluorinated gas with GWP equivalent 2088.

			Unico Smart 10 SF	Unico Smart 10 HP	Unico Smart 12 SF	Unico Smart 12 HP
PRODUCT CODE			01491	01492	01493	01494
EAN CODE			8021183014914	8021183014921	8021183014938	8021183014945
Cooling power (min/max)		kW	-	-	-	-
Heating power (min/max)		kW	-	-	-	-
Nominal cooling capacity (1)	P rated	kW				
Nominal heating capacity (1)	P rated	kW	-		-	
Nominal power consumption for cooling (1)	PEER	kW	0,9	0,9	1,0	1,0
Nominal absorption for cooling (1)		A	3,7	3,7	4,3	4,3
Nominal power consumption for heating (1)	PCOP	kW	-	0,7	-	0,8
Nominal absorption for heating (1)		A	-	3,0	-	3,3
Nominal energy efficiency index (1)	EERd		2,6	2,6	2,6	2,6
Nominal efficiency coefficient (1)	COPd		-	3,1	-	3,1
Energy efficiency class in cooling (1)						
Energy efficiency class in heating (1)			-		-	
Energy consumption in "thermostat off" mode	PTO		14,0	14,0	14,0	14,0
Energy consumption in "standby" mode (EN 62301)	PSB		0,5	0,5	0,5	0,5
Energy consumption for double pipe appliances (1) cooling	QDD	kWh/h	0,9	0,9	1,0	1,0
Energy consumption for double pipe appliances (1) heating	QDD	kWh/h	-	0,7	-	0,8
Supply voltage		V-F-Hz	230-1-50	230-1-50	230-1-50	230-1-50
Supply voltage minimum/maximum		V	198 / 264	198 / 264	198 / 264	198 / 264
Maximum power consumption in cooling mode (1)		kW	-	-	-	-
Maximum absorption in cooling mode (1)		A	-	-	-	-
Maximum power consumption in heating mode (1)		kW	-	-	-	-
Maximum absorption in heating mode (1)		A	-	-	-	-
Maximum power consumption with electric resistance heating		kW	-	-	-	-
Maximum absorption with electric resistance heating		A	-	-	-	-
Dehumidification capacity		l/h	0,9	1,1	0,9	1,1
Air flow rate in cooling environment (max/med/min)		m³/h	490 / 430 / 360	490 / 430 / 360	490 / 430 / 360	490 / 430 / 360
Air flow rate in heating environment (max/med/min)		m³/h	-	410 / 350 / 270	-	490 / 400 / 330
Air flow rate with electric resistance heating environment		m³/h	-	-	-	-
External air flow rate in cooling (max/min)		m³/h	520 / 350	520 / 350	520 / 350	500 / 340
External air flow rate in heating (max/min)		m³/h	-	520 / 350	-	500 / 340
Internal ventilation speed			3	3	3	3
External ventilation speed			3	3	3	3
Diameter wall holes		mm	162** / 202	162** / 202	162** / 202	162** / 202
Electric resistance heating			-	-	-	-
Maximum range remote control (distance / angle)		m / °	8 / ±80°	8 / ±80°	8 / ±80°	8 / ±80°
Dimensions (W x H x D) (without packaging)		mm	902 x 516 x 229	902 x 516 x 229	902 x 516 x 229	902 x 516 x 229
Dimensions (W x H x D) (with packaging)		mm	980 x 610 x 350	980 x 610 x 350	980 x 610 x 350	980 x 610 x 350
Weight (without packaging)		Kg	40	40	40	40
Weight (with packaging)		kg	44	44	44	44
Internal sound pressure (Min Max) (2)		dB(A)				
Internal sound power level (EN 12102)	LWA	dB(A)	56	56	57	57
Degree of protection provided by covers			IP 20	IP 20	IP 20	IP 20
Refrigerant gas*		Type	R410A	R410A	R410A	R410A
Global warming potential	GWP	kgCO2 eq.	2088	2088	2088	2088
Refrigerant gas charge		kg	0,48	0,54	0,65	0,55
Maximum operating pressure		Mpa	3,6	3,6	3,6	3,6
Power cable (N° pole x section mm2)			3 x 1,5	3 x 1,5	3 x 1,5	3 x 1,5

LIMITS OF OPERATING CONDITIONS

Indoor Ambient Temperature	Maximum temperature in cooling	DB 35°C - WB 24°C
	Minimum temperature in cooling	DB 18°C
	Maximum temperature in heating	DB 27°C
	Minimum temperature in heating	-
Outdoor Ambient Temperature	Maximum temperature in cooling	DB 43°C - WB 32°C
	Minimum temperature in cooling	DB -10°C
	Maximum temperature in heating	DB 24°C - WB 18°C
	Minimum temperature in heating	DB -15°C











(1) Test condition: data refers to regulation EN14511 - HEATING MODE: outdoor ambient temperature DB 7°C / WB 6°C; indoor ambient DB 20°C / WB 15°C - COOLING MODE: outdoor ambient temperature DB 35°C / WB 24°C; indoor ambient DB 27°C / WB 19°C.

(2) Data test declaration in semianechoic room at a distance of 2m, minimum sound pressure with ventilation only.

- By maintaining the same center to center distance of inlet and outlet holes and the possibility of installation with 162 mm diameter holes, models in the Unico Smart, Unico Inverter and Unico Act range may easily substitute previously installed Unico Star and Unico Sky models.

* Hermetically sealed equipment containing fluorinated gas with GWP equivalent 2088.

**Machine supplied with 202 mm wall opening grilles. Thanks to the maintenance of the same axis of the air intake and output holes and to its configuration. The machine can also be installed with 162 mm diameter openings.

			Unico R 10 HP	Unico R 12 HP
PRODUCT CODE			01495	01496
EAN CODE			8021183014952	8021183014969
Cooling power (min/max)		kW	-	-
Heating power (min/max)		kW	-	-
Nominal cooling capacity (1)	P rated	kW		
Nominal heating capacity (1)	P rated	kW		
Nominal power consumption for cooling (1)	PEER	kW	0,9	1,0
Nominal absorption for cooling (1)		A	3,70	4,30
Nominal power consumption for heating (1)	PCOP	kW	0,7	0,8
Nominal absorption for heating (1)		A	3,0	3,3
Nominal energy efficiency index (1)	EERd		2,6	2,6
Nominal efficiency coefficient (1)	COPd		3,1	3,1
Energy efficiency class in cooling (1)				
Energy efficiency class in heating (1)				
Energy consumption in "thermostat off" mode	PTO		14,0	14,0
Energy consumption in "standby" mode (EN 62301)	PSB		0,5	0,5
Energy consumption for double pipe appliances (1) cooling	QDD	kWh/h	0,9	1,0
Energy consumption for double pipe appliances (1) heating	QDD	kWh/h	0,7	0,8
Supply voltage		V-F-Hz	230-1-50	230-1-50
Supply voltage minimum/maximum		V	198 / 264	198 / 264
Maximum power consumption in cooling mode (1)		kW	0,9	1,1
Maximum absorption in cooling mode (1)		A	3,9	4,8
Maximum power consumption in heating mode (1)		kW	0,9	1,1
Maximum absorption in heating mode (1)		A	3,8	4,7
Maximum power consumption with electric resistance heating		kW	2,0	2,0
Maximum absorption with electric resistance heating		A	8,7	8,7
Dehumidification capacity		l/h	0,9	1,1
Air flow rate in cooling environment (max/med/min)		m³/h	490 / 430 / 360	490 / 430 / 360
Air flow rate in heating environment (max/med/min)		m³/h	410 / 350 / 270	490 / 400 / 330
Air flow rate with electric resistance heating environment		m³/h	-490	-490
External air flow rate in cooling (max/min)		m³/h	520 / 350	500 / 340
External air flow rate in heating (max/min)		m³/h	520 / 350	500 / 340
Internal ventilation speed			3	3
External ventilation speed			3	3
Diameter wall holes		mm	162** / 202	162** / 202
Electric resistance heating			2000	2000
Maximum range remote control (distance / angle)		m / °	8 / ±80°	8 / ±80°
Dimensions (W x H x D) (without packaging)		mm	902 x 516 x 229	902 x 516 x 229
Dimensions (W x H x D) (with packaging)		mm	980 x 610 x 350	980 x 610 x 350
Weight (without packaging)		Kg	40	40
Weight (with packaging)		Kg	44	44
Internal sound pressure (Min Max) (2)		dB(A)		
Internal sound power level (EN 12102)	LWA	dB(A)	56	57
Degree of protection provided by covers			IP 20	IP 20
Refrigerant gas*		Type	R410A	R410A
Global warming potential	GWP	kgCO2 eq.	2088	2088
Refrigerant gas charge		Kg	0,65	0,55
Maximum operating pressure		MPa	3,6	3,6
Power cable (N° pole x section mm2)			3 x 1,5	3 x 1,5

LIMITS OF OPERATING CONDITIONS

Indoor Ambient Temperature	Maximum temperature in cooling	DB 35°C - WB 24°C
	Minimum temperature in cooling	DB 18°C
	Maximum temperature in heating	DB 27°C
	Minimum temperature in heating	-
Outdoor Ambient Temperature	Maximum temperature in cooling	DB 43°C - WB 32°C
	Minimum temperature in cooling	DB -10°C
	Maximum temperature in heating	DB 24°C - WB 18°C
	Minimum temperature in heating	DB -15°C

(1) Test condition: data refers to regulation EN14511 - HEATING MODE: outdoor ambient temperature DB 7°C / WB 6°C; indoor ambient DB 20°C / WB 15°C - COOLING MODE: outdoor ambient temperature DB 35°C / WB 24°C; indoor ambient DB 27°C / WB 19°C.

(2) Data test declaration in semianechoic room at a distance of 2m, minimum sound pressure with ventilation only.

- By maintaining the same center to center distance of inlet and outlet holes and the possibility of installation with 162 mm diameter holes, models in the Unico Smart, Unico Inverter and Unico Act range may easily substitute previously installed Unico Star and Unico Sky models.

*Hermetically sealed equipment containing fluorinated gas with GWP equivalent 2088.

**Machine supplied with 202 mm wall opening grilles. Thanks to the maintenance of the same axis of the air intake and output holes and to its configuration. The machine can also be installed with 162 mm diameter openings.